URBENI



HYUNDAI SANTA FE ('06-)
KIA SORENTO ('09-)

INVALID

D8.834 Rev.1 / 2010.02.15

✡ Enganche fabricado por URBENI adaptable a la maca del vehículo.
✡ Towbar made by URBENI adaptable to the brand of the vehicle.
✡ Attelage fabriqué par URBENI adaptable á la marque de ce véhicule.
✡ Für dieses Fahrzeug angepasst und hergestellt durch URBENI
✡ Dispositivo de traino URBENI adeguato alla marca di questo veicolo.

URBENI le ofrece una garantia del producto por un periodo de 2 años desde la fecha de entrega. conforme lo dispuesto en la directiva 1999/44/CE y la ley 23/2003, esta garantía está limitada a reemplazar el producto defecetuoso y en ningún caso se extenderá a daños o perjuicios consecuenciales.

THE URBENI's products have a warranty period of 2 years after the delivery date, conform to the standard 1999/44/CE, this warranty is limited to the replacement of the defective products, and it will not never cover any derivate damages.

Les produits d'URBENI ont une garantie de 2 ans depuis la date de livraison ce qui est conforme à la Normative Europèenne 1999/44CE. Cette garantie inclue de remplacer le produit défectueux, mais en aucun cas les dommages ou préjudices conséquents

URBENI gewährt eine Garantie von einen 2 Jahre in ordnung nach dem Fertigunsnorm. Der Hersteller behält sich das Recht vor die schadhafte Ware zu repaieren oder zu ersetzen und in keinem Fall übernimmt er Folgekosten für Schäden an Dritten.
Bemerkung: Für einen Mangel am Produkt, der durch den Fahrzeughalter oder eine andere. Person aufgrund unsachgemäßer Benutzung verursacht wurde, übernimmt Urbeni keine Haftung. Alle befestigungsschrauben der KmH nach ca. 1000 Anhänger-Km und bei jeder Fahrzeuginspektion gemäss den angegebenen Anziehdrehmomenten nachziehen

INVALID

Polígono Centrovía,
Ctra. A-2 E-90 Km 303 C/ Buenos Aires, 10
E-50196 La Muela (Zaragoza)

Tels. +34 976 14 44 01 / +34 902 41 78 50
Fax. +34 976 14 44 02
e-mail: urbeni@urbeni.com

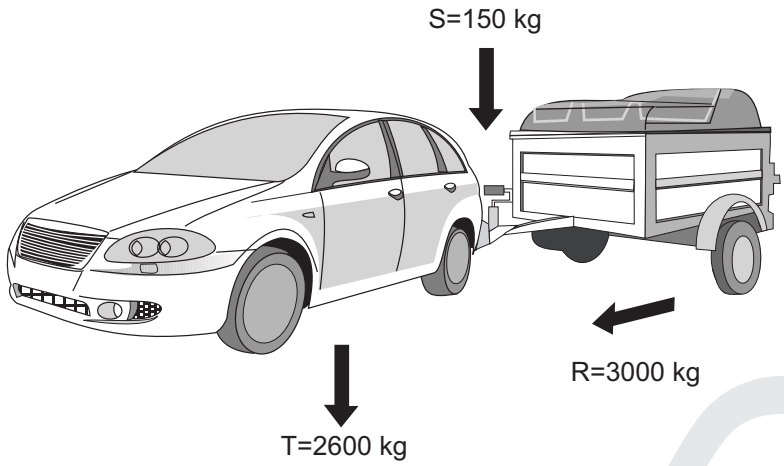

94/20/CE

D=13,66 kN

$g = 9{,}81\ m/sg^2$

$$D=\frac{T\cdot R}{1000\cdot(T+R)}\cdot g \quad T=\frac{R\cdot D\cdot 1000}{(g\cdot R)-(1000\cdot D)} \quad R=\frac{T\cdot D\cdot 1000}{(g\cdot T)-(1000\cdot D)}$$

kN kg kg

0 km **1000 km**

	M8	M10	M12	M14	M16
N· m	23	50	80	135	200

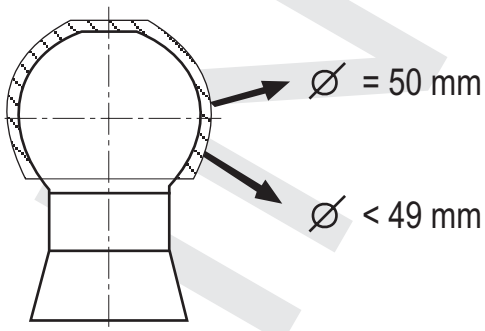

URBENI

S

150 kg

NULL



HYUNDAI SANTA FE ('06-)

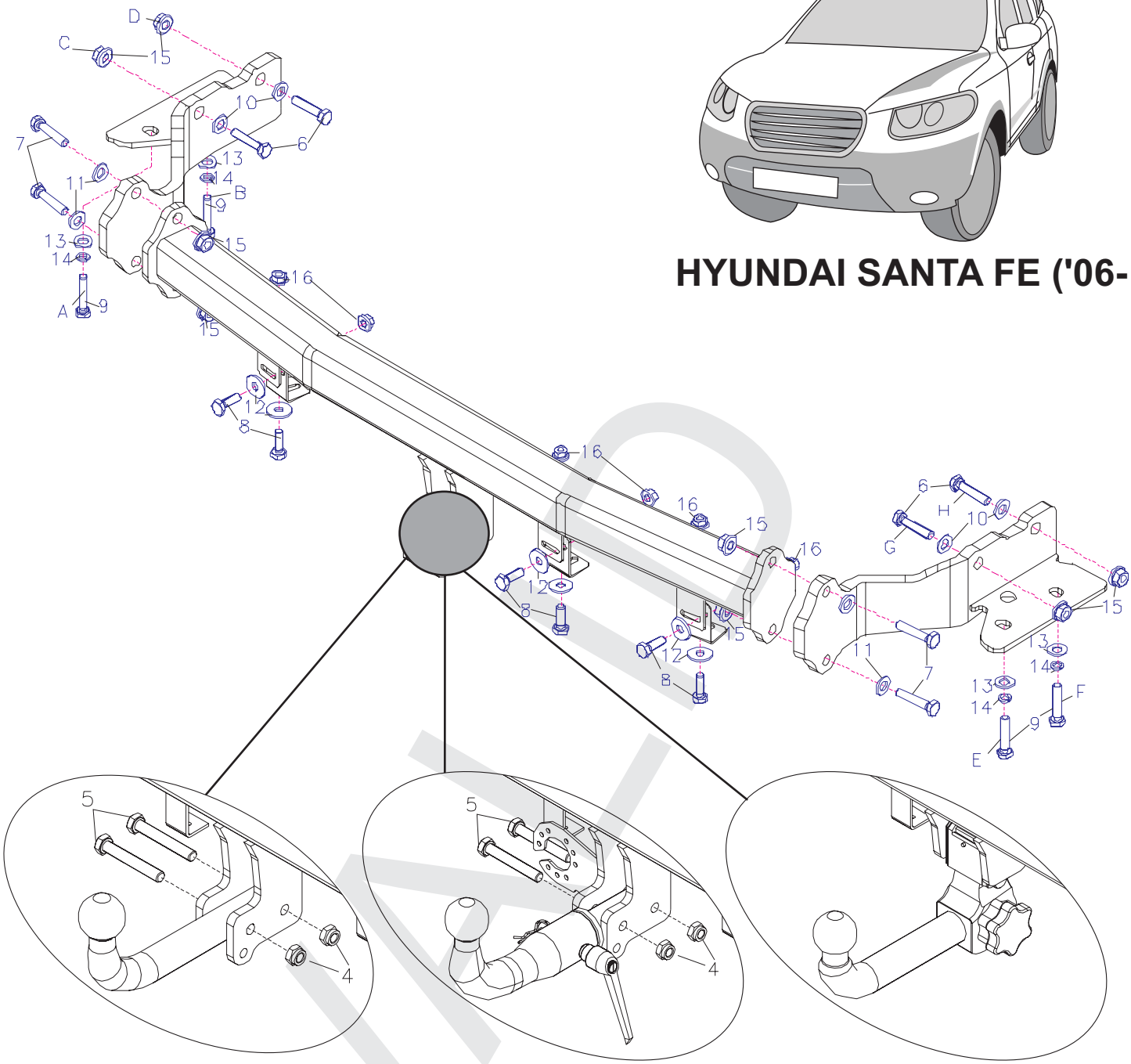

REF: 01529

URBENI
CLASS A50-X
e13 APPROVAL NUMBER 00*2292
TYPE HU 009
D- VALUE
D 13,66 kN
MAX.VERT.LOAD.
S 150 kg
www.urbeni.com
MADE IN SPAIN

REF: 21529

URBENI
CLASS A50-X
e13 APPROVAL NUMBER 00*2293
TYPE HU 010 A
D- VALUE
D 13,66 kN
MAX.VERT.LOAD.
S 150 kg
www.urbeni.com
MADE IN SPAIN

REF:81529

URBENI
CLASS A50-X
e13 APPROVAL NUMBER 00*2293
TYPE HU 010 B
D- VALUE
D 13,66 kN
MAX.VERT.LOAD.
S 150 kg
www.urbeni.com
MADE IN SPAIN



KIA SORENTO ('09-)

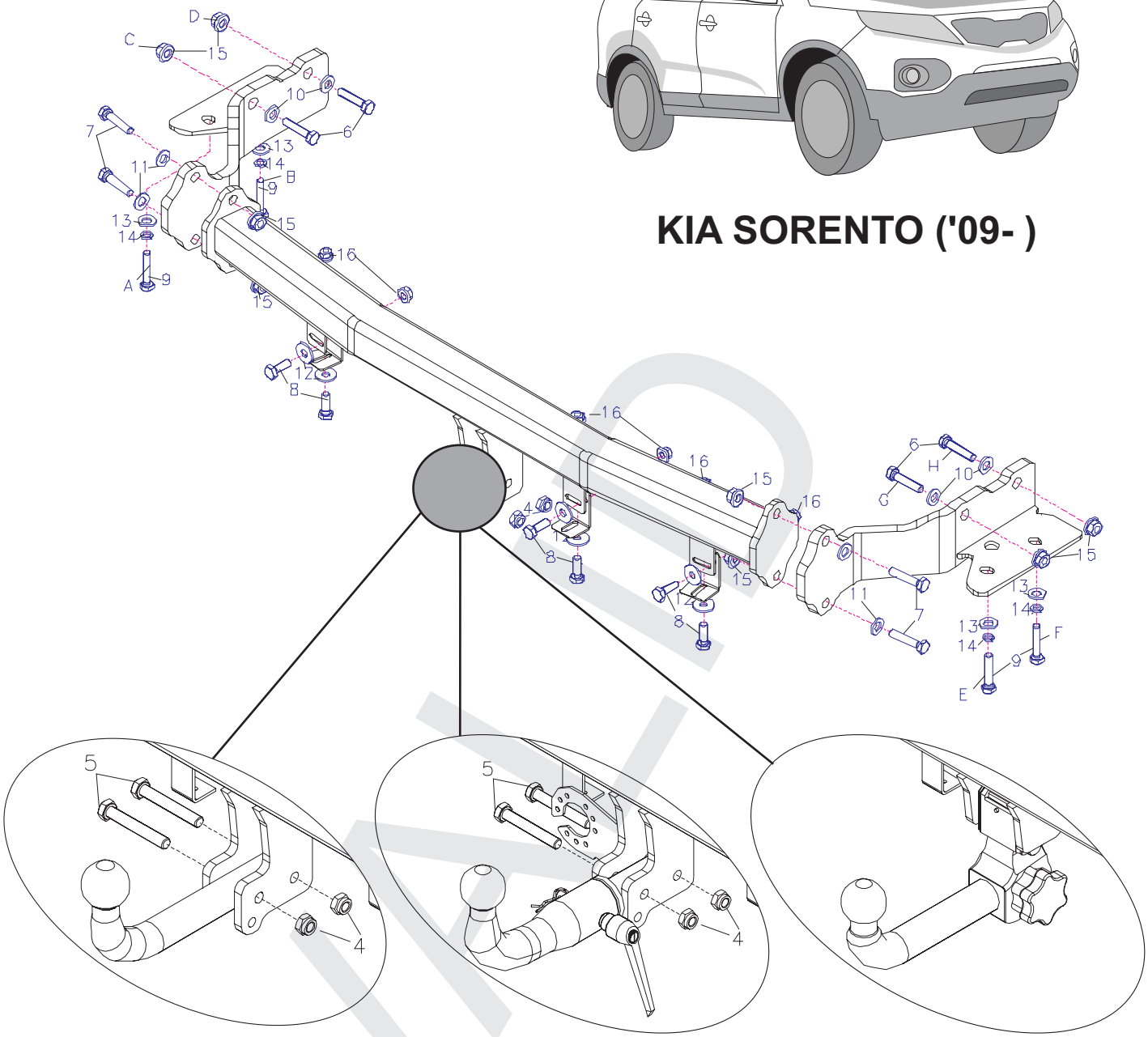

REF: 01529

URBENI
CLASS A50-X
e13 APPROVAL NUMBER 00*2292
TYPE HU 009
D- VALUE
D 13,66 kN
MAX.VERT.LOAD.
S 150 kg
www.urbeni.com
MADE IN SPAIN

REF: 21529

URBENI
CLASS A50-X
e13 APPROVAL NUMBER 00*2293
TYPE HU 010 A
D- VALUE
D 13,66 kN
MAX.VERT.LOAD.
S 150 kg
www.urbeni.com
MADE IN SPAIN

REF:81529

URBENI
CLASS A50-X
e13 APPROVAL NUMBER 00*2293
TYPE HU 010 B
D- VALUE
D 13,66 kN
MAX.VERT.LOAD.
S 150 kg
www.urbeni.com
MADE IN SPAIN

Nº		Q	
1		1	
2		1	
3		1	
6		4	M12x120 DIN 933
7		4	M12x40 DIN 931
8		6	M6x20 DIN 931
9		4	M10x1,25x30 DIN 961
10		4	M12 DIN 9021
11		4	M12 DIN 125
12		6	M6 DIN 9021
13		4	M10 DIN 9021
14		4	M10 DIN 7980
15		8	M12 DIN 6923
16		6	M6 DIN 6923
17		4	

4		2	M12x70 DIN 931
5		2	M12 DIN 985
6		3	M12x25 DIN 933
7		4	M12 DIN 985
8		1	M12x30 DIN933

1



2

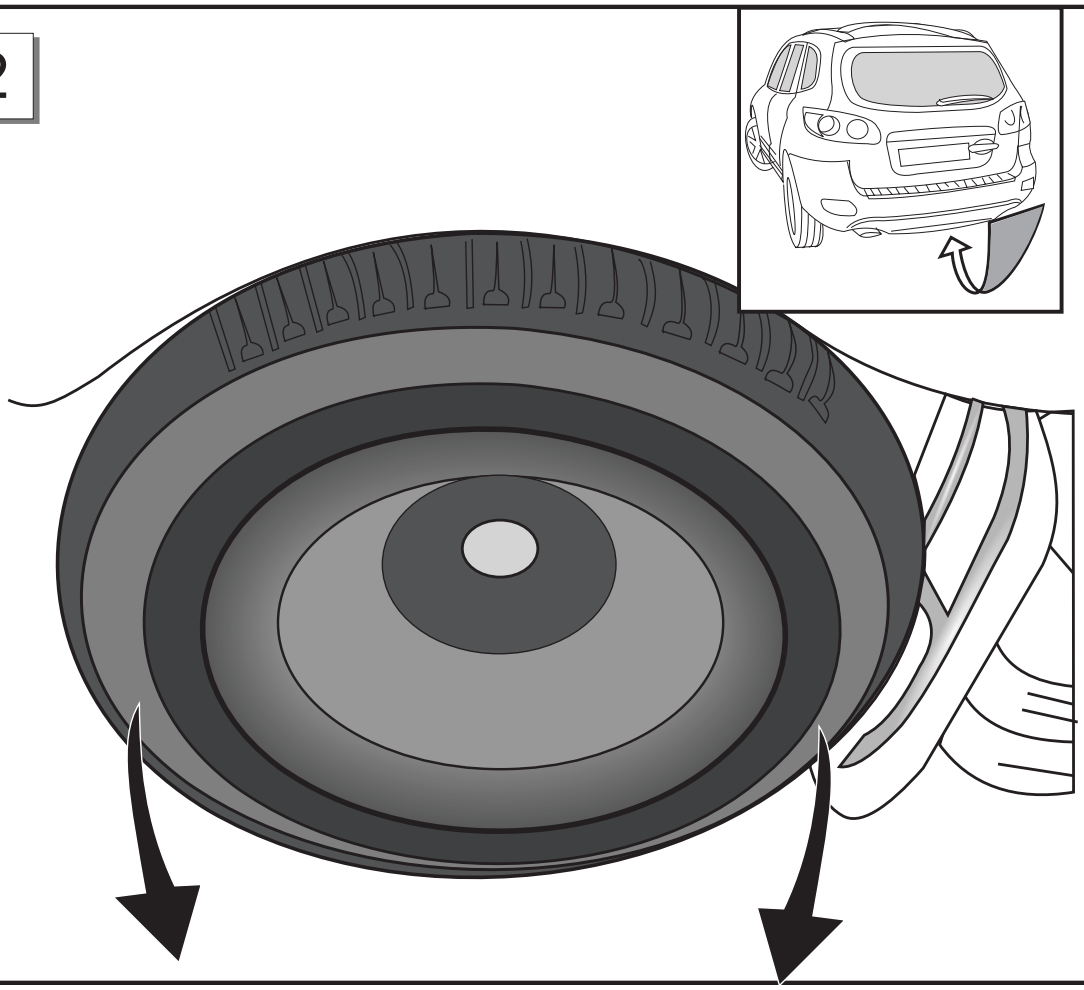

3

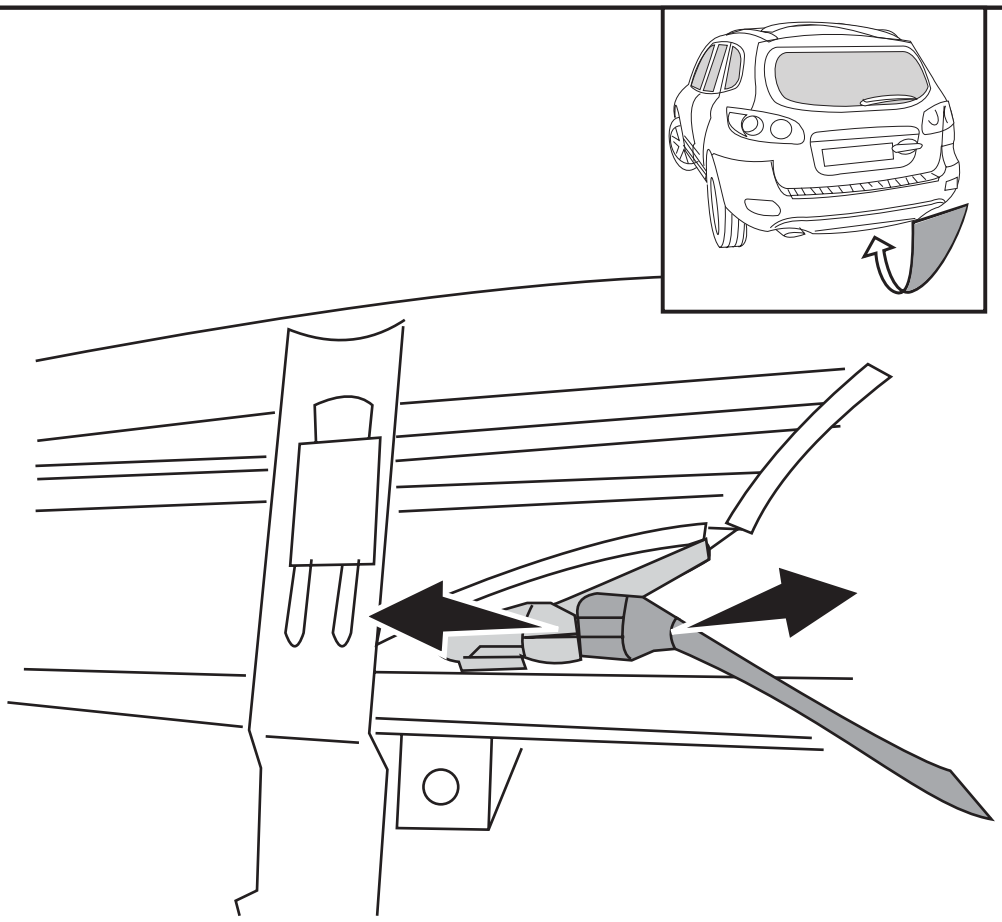

4



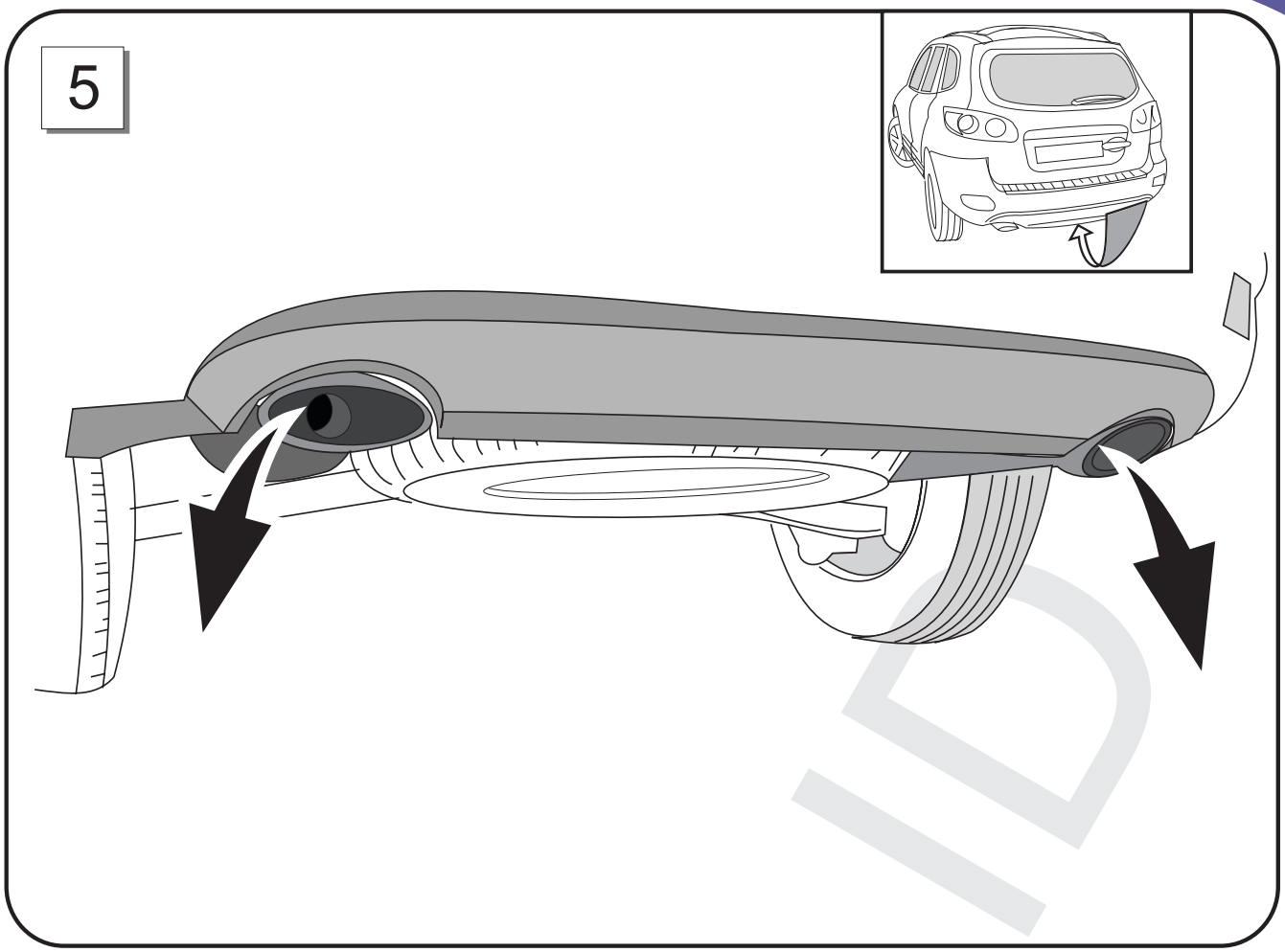
5

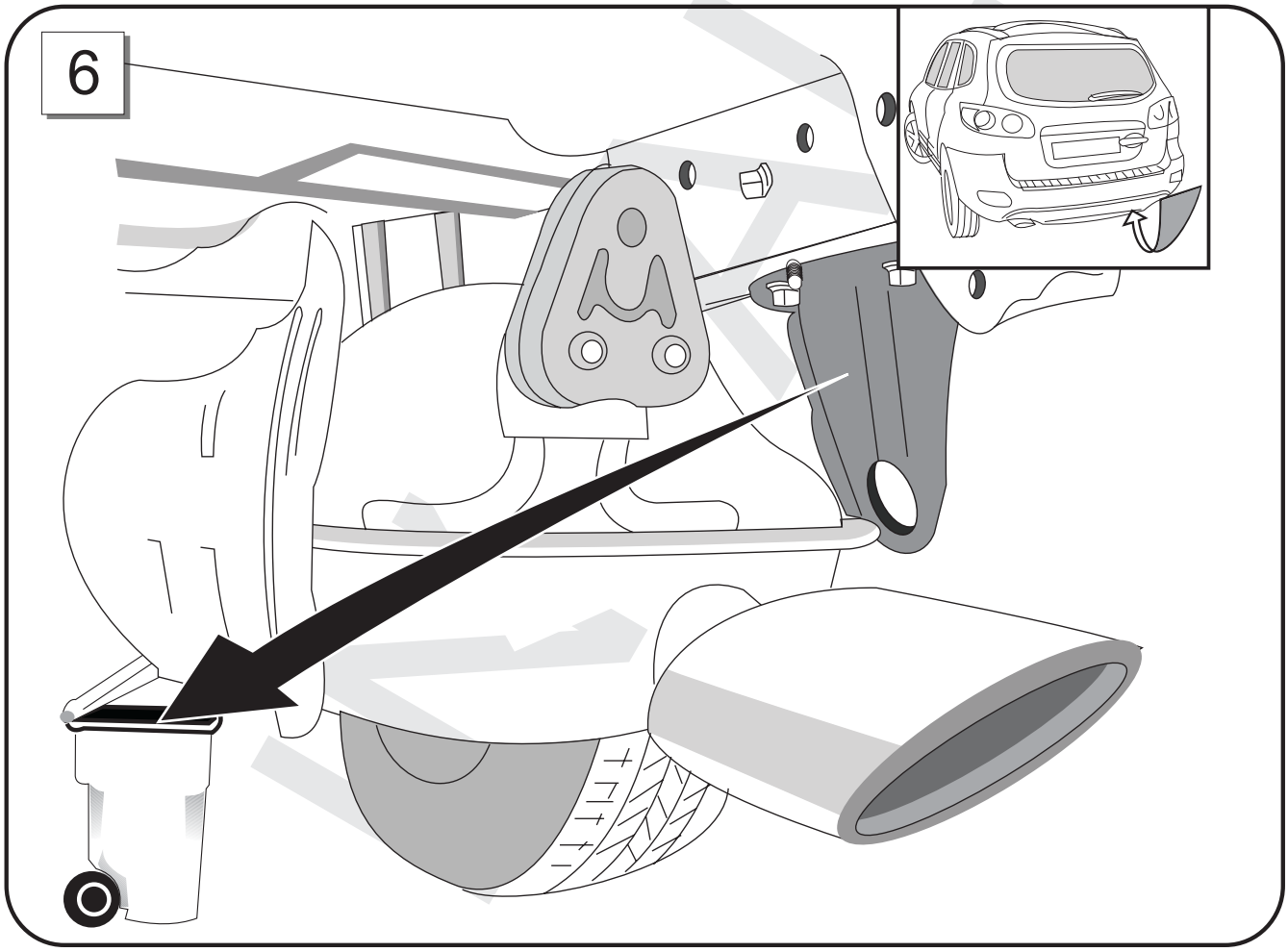
6

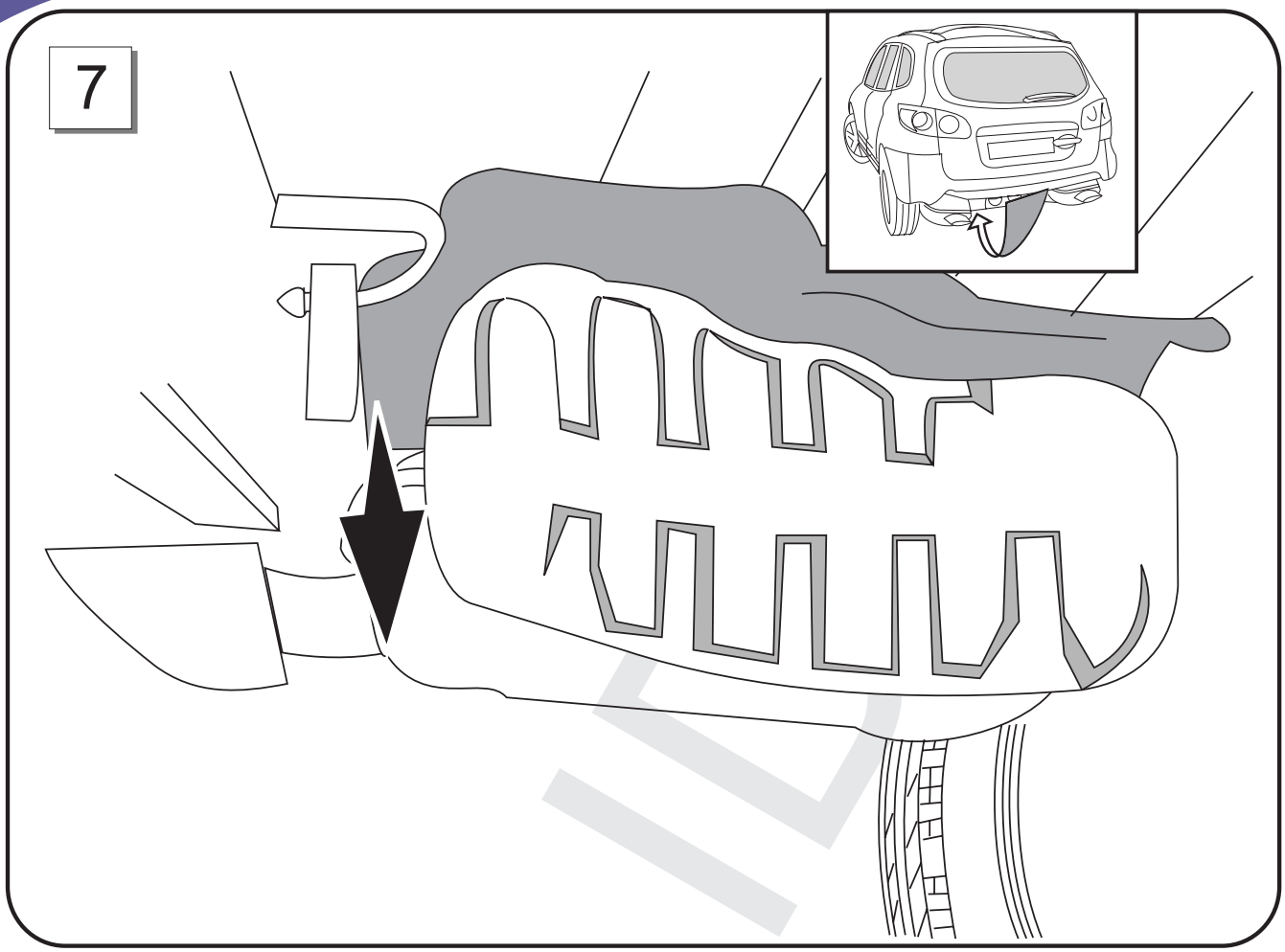
7

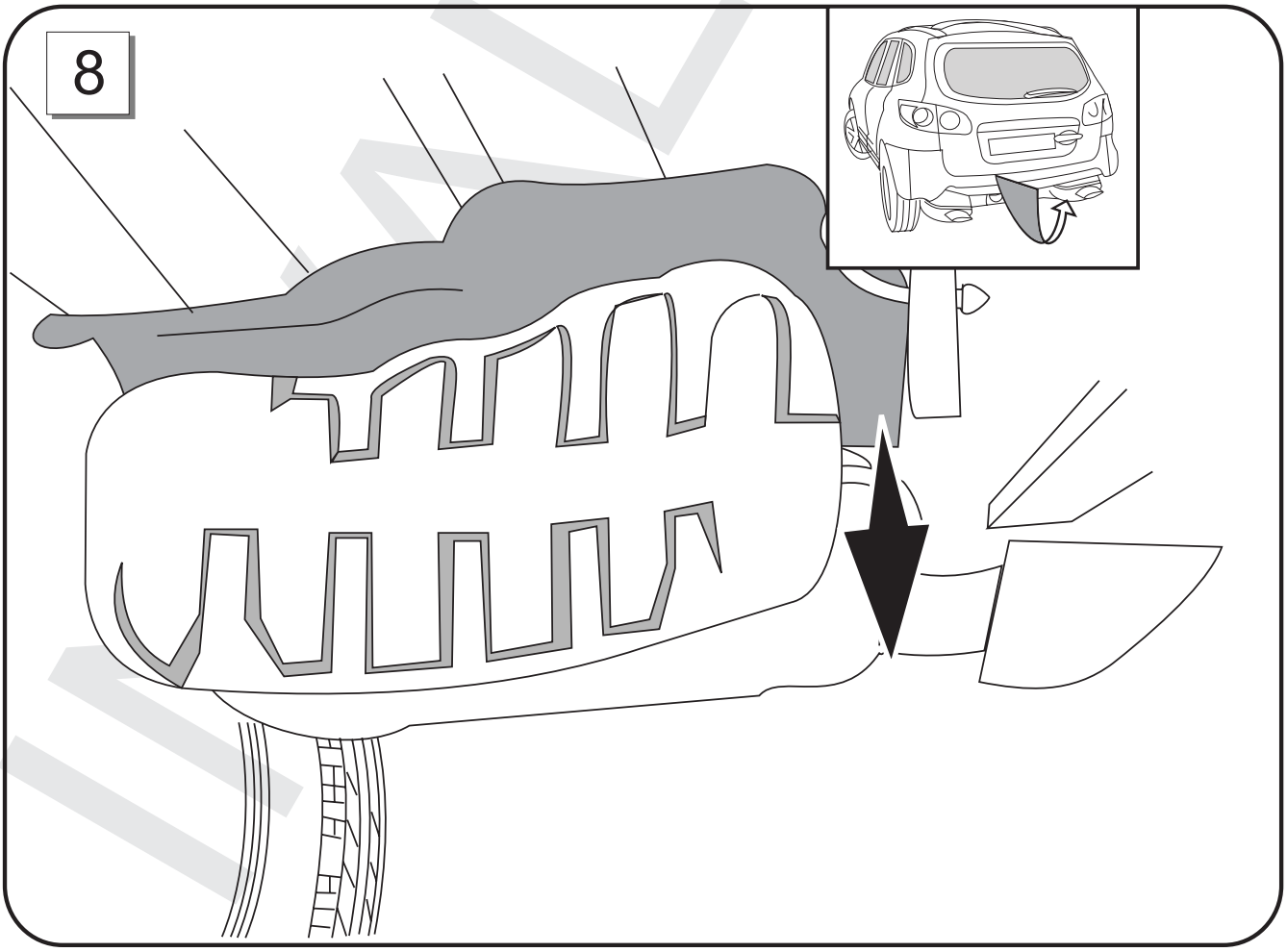
8

9



10

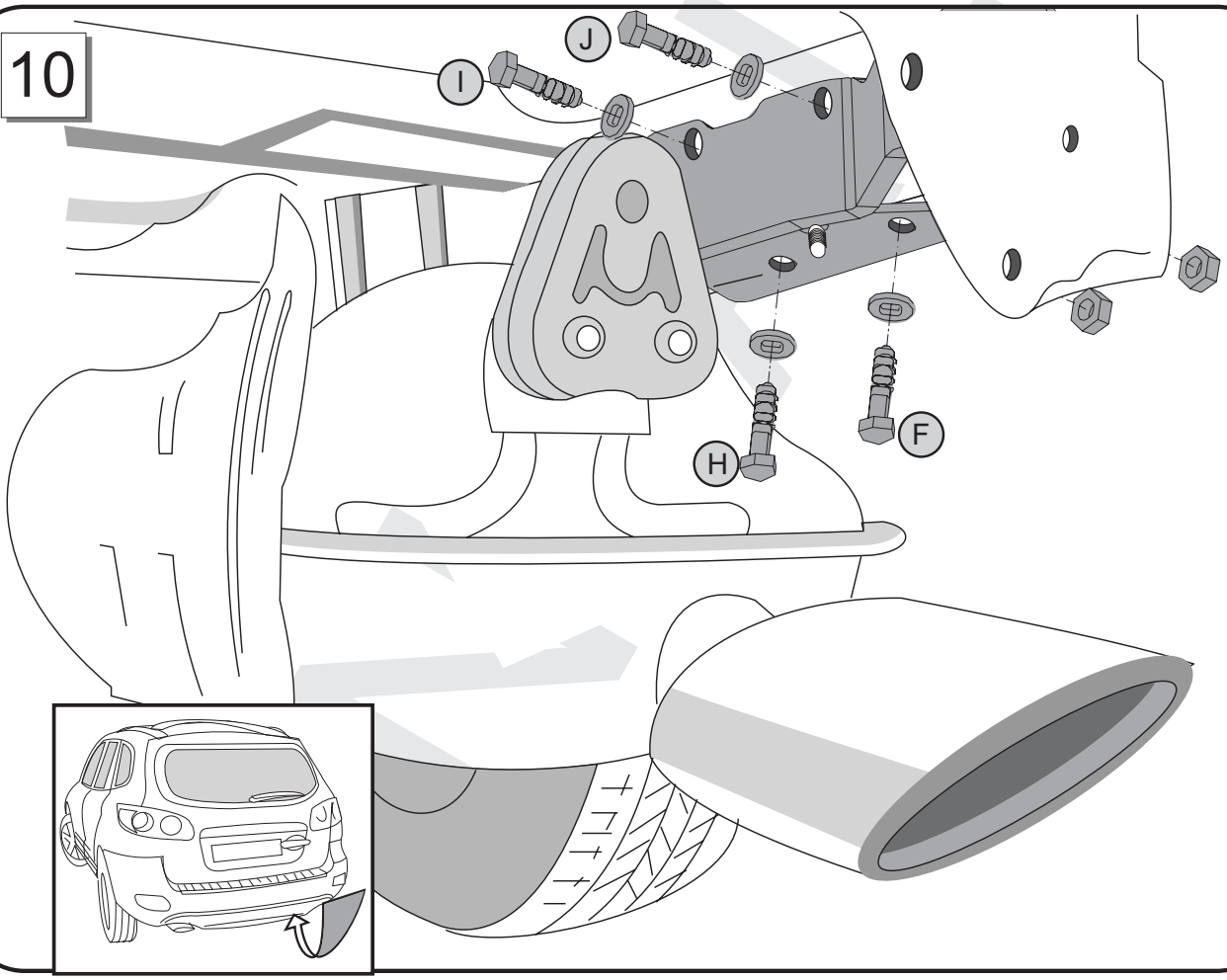

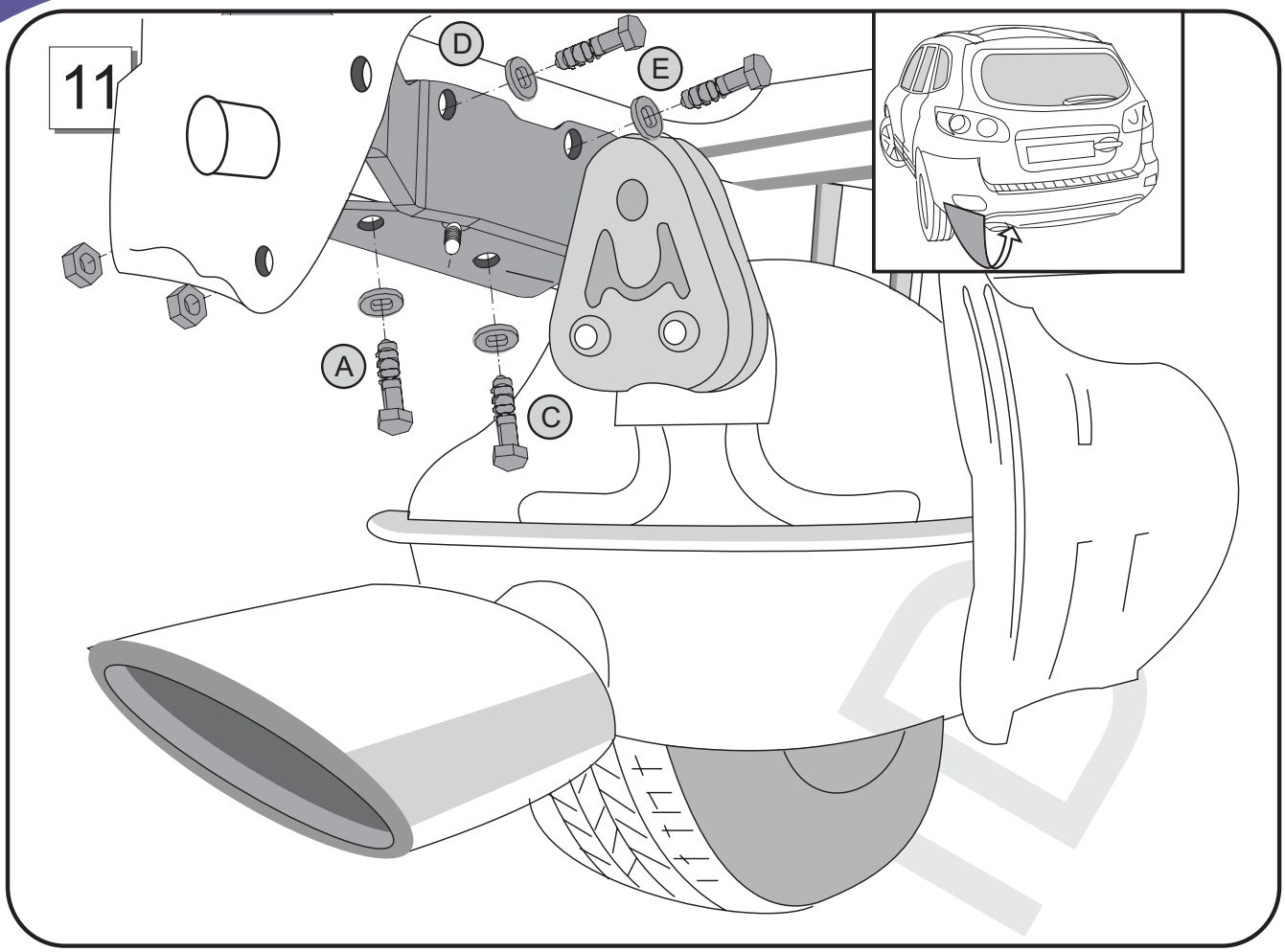
11
D
E
A
C


12

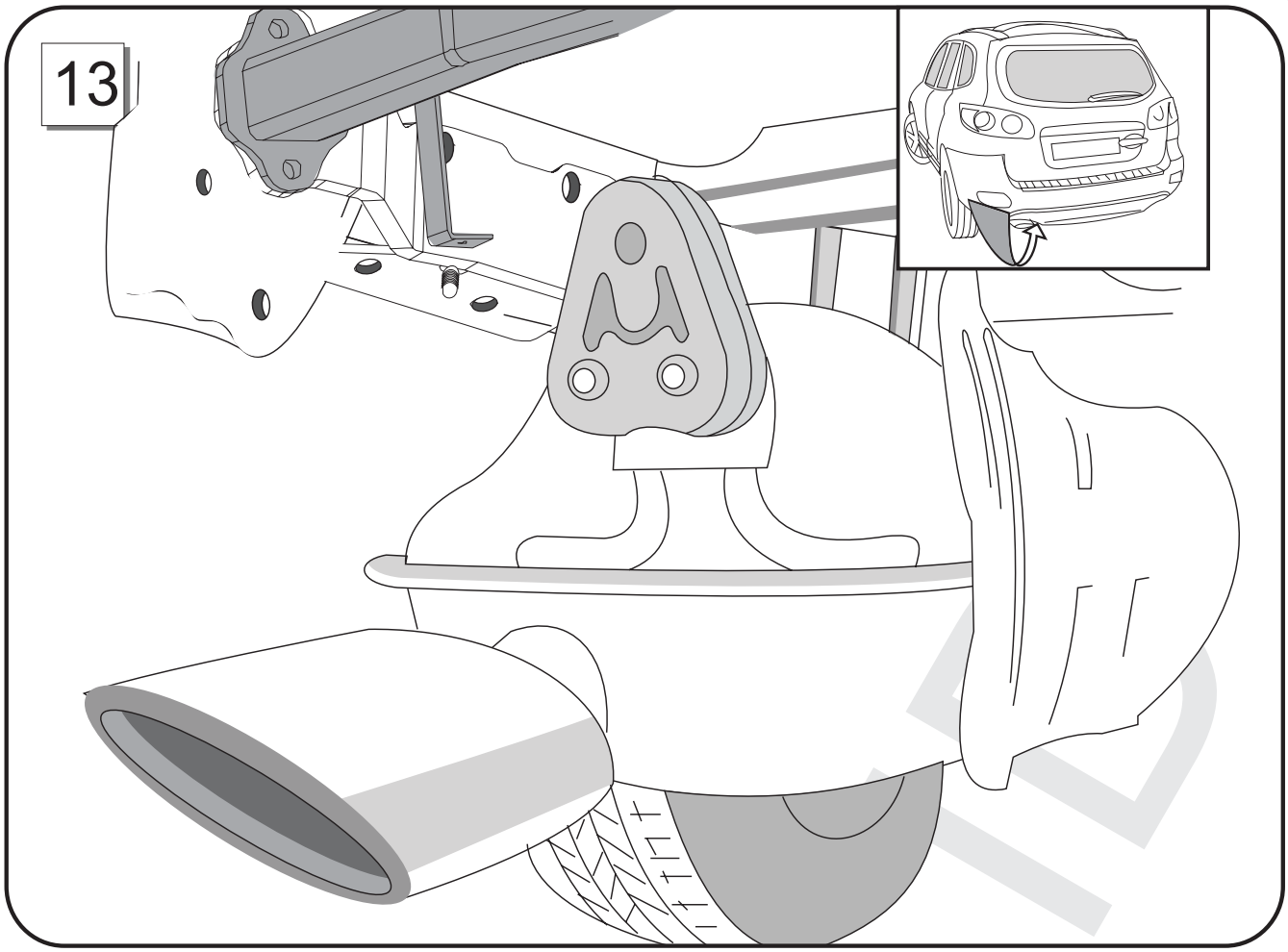
13

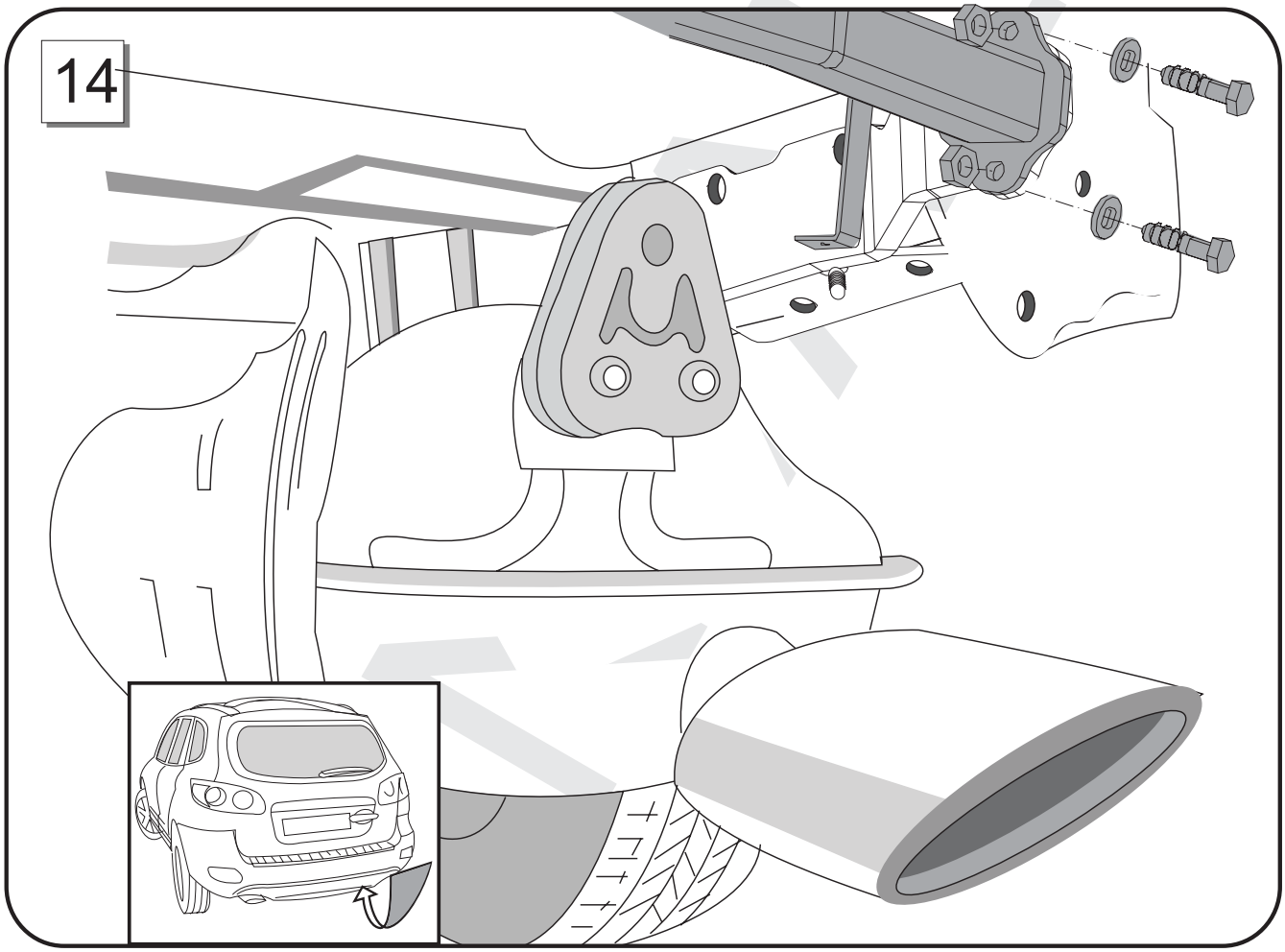
14

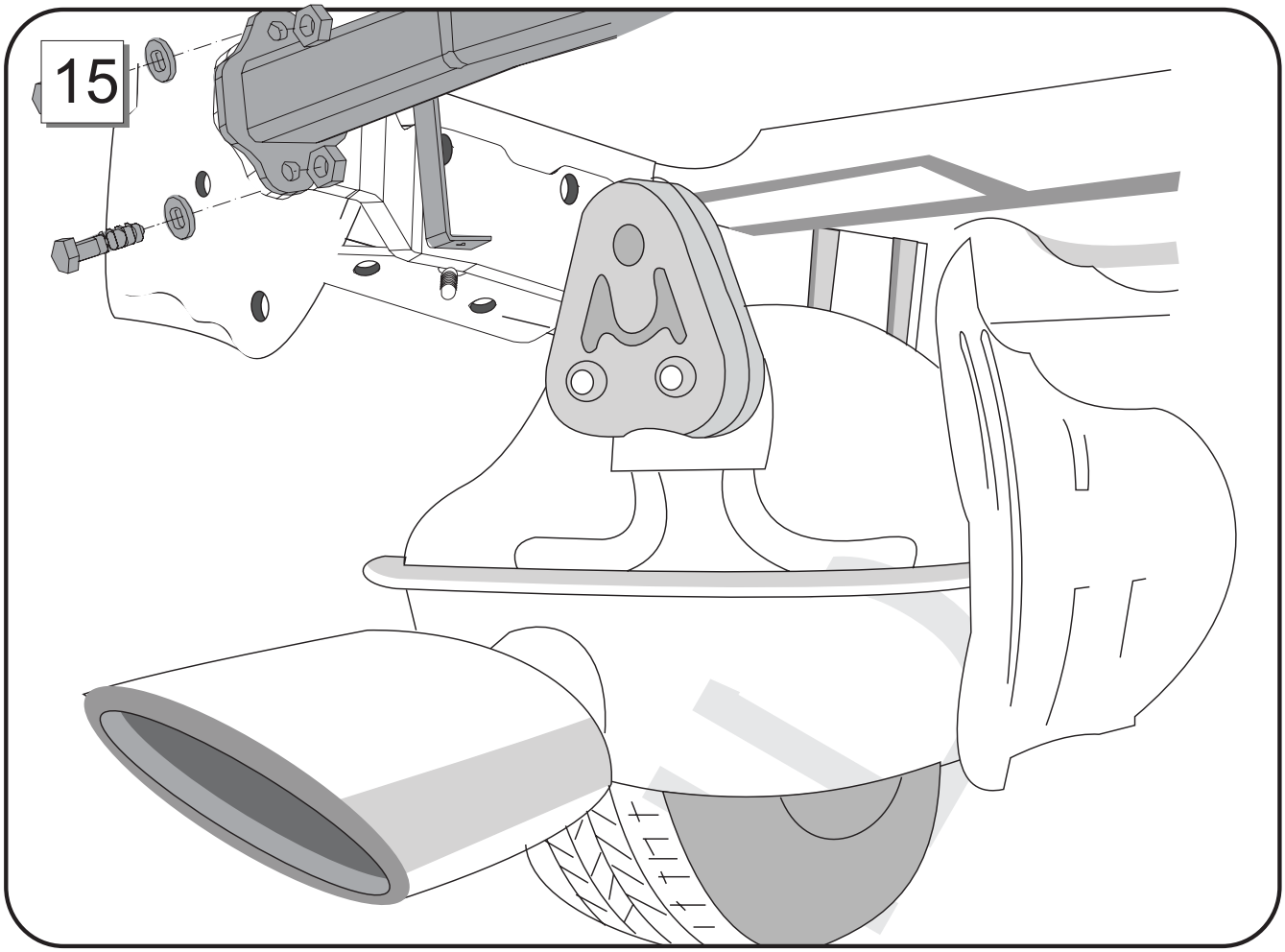
15

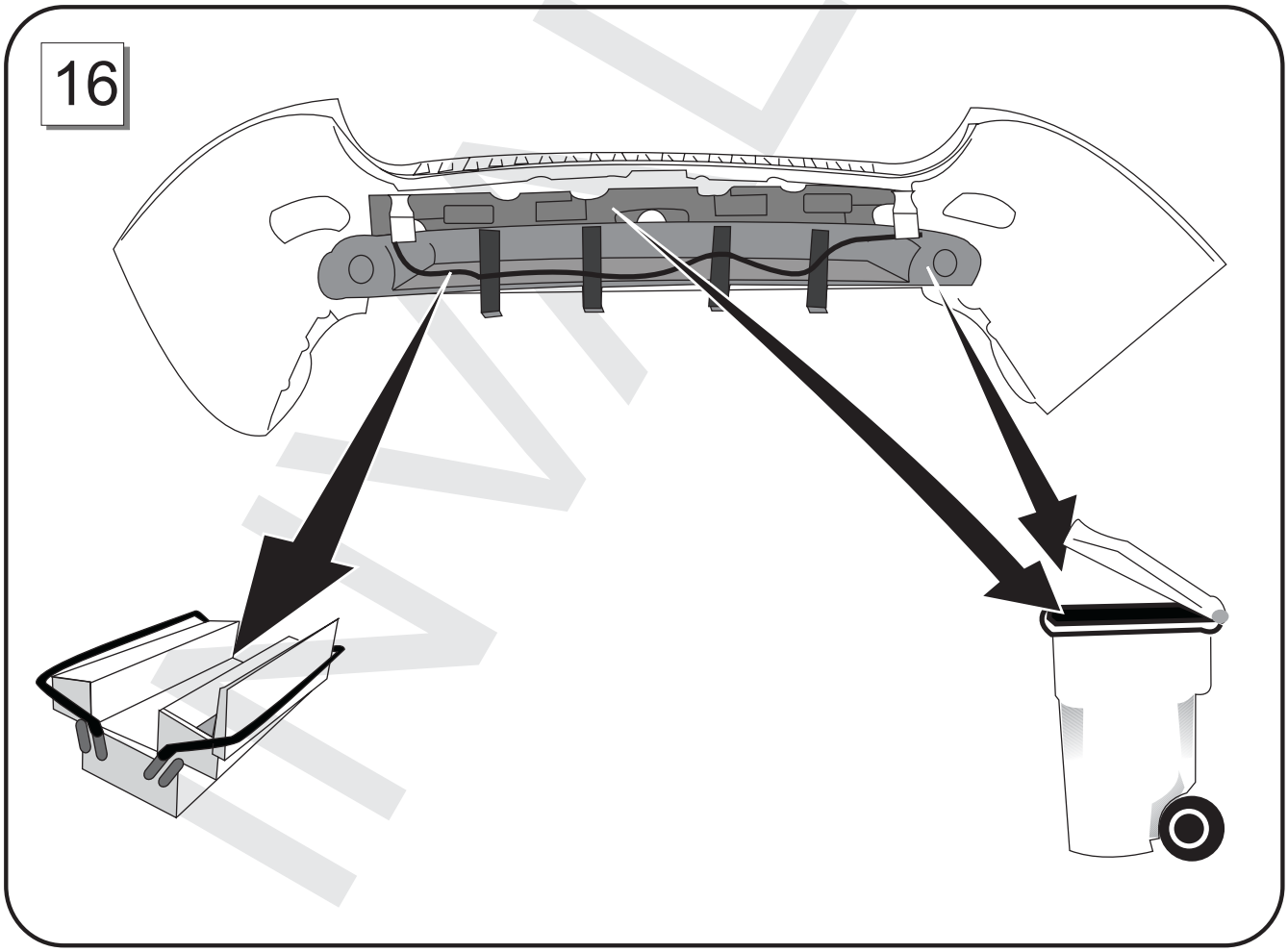
16

17

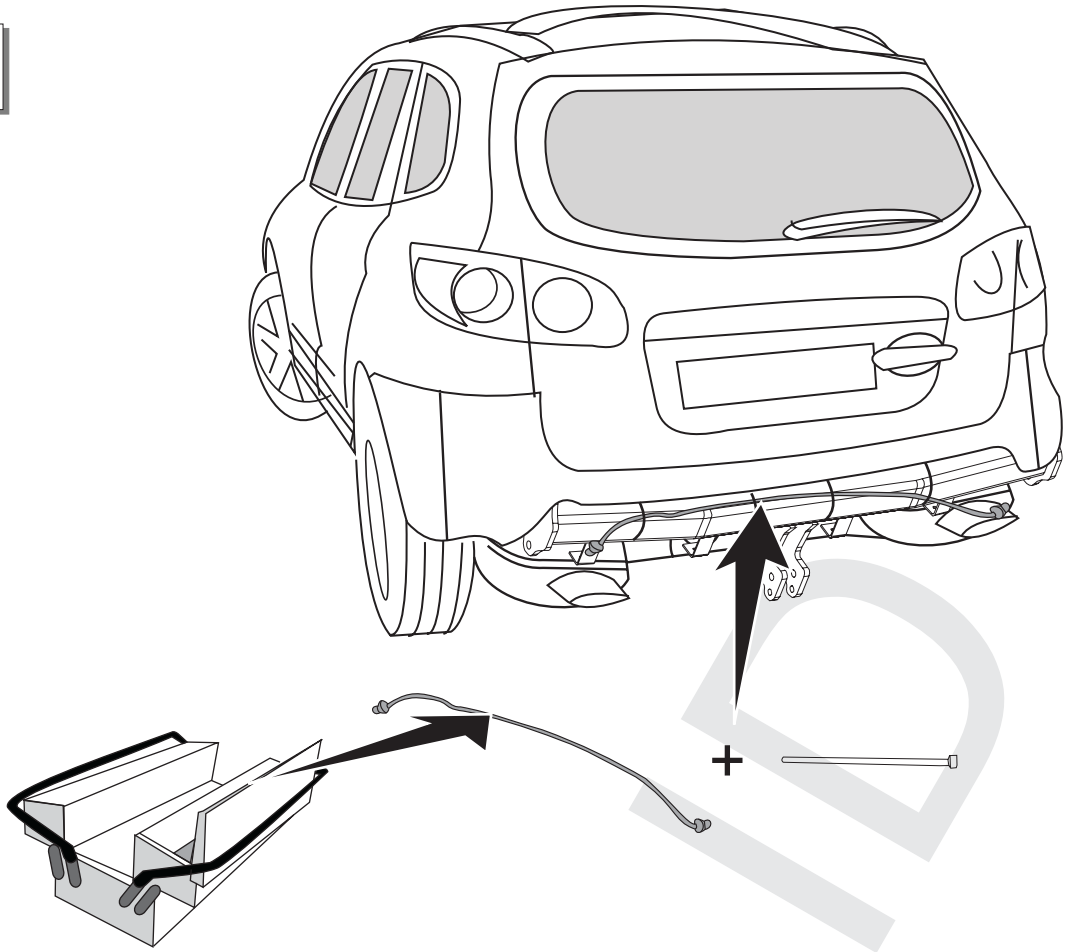

18

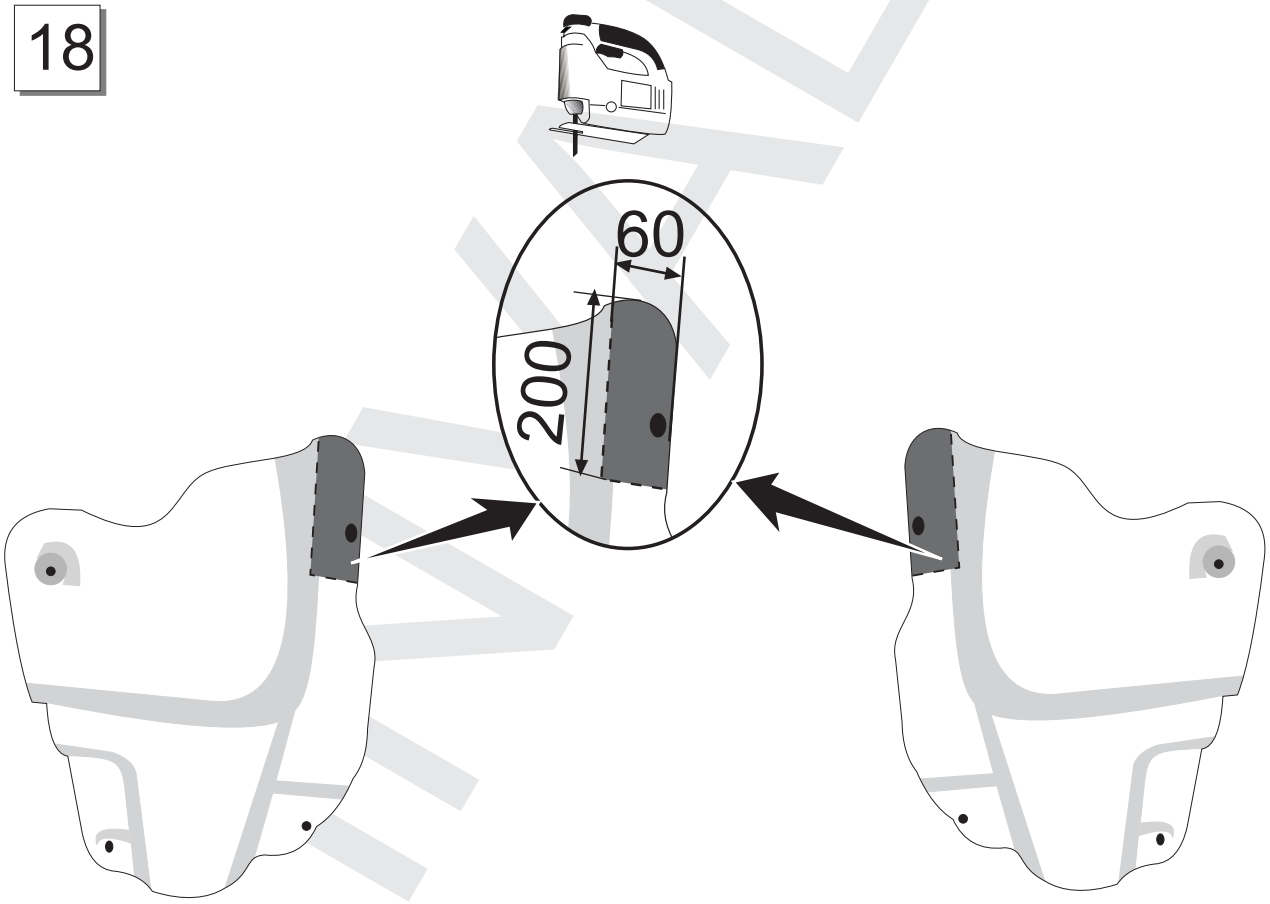

INVALID

19

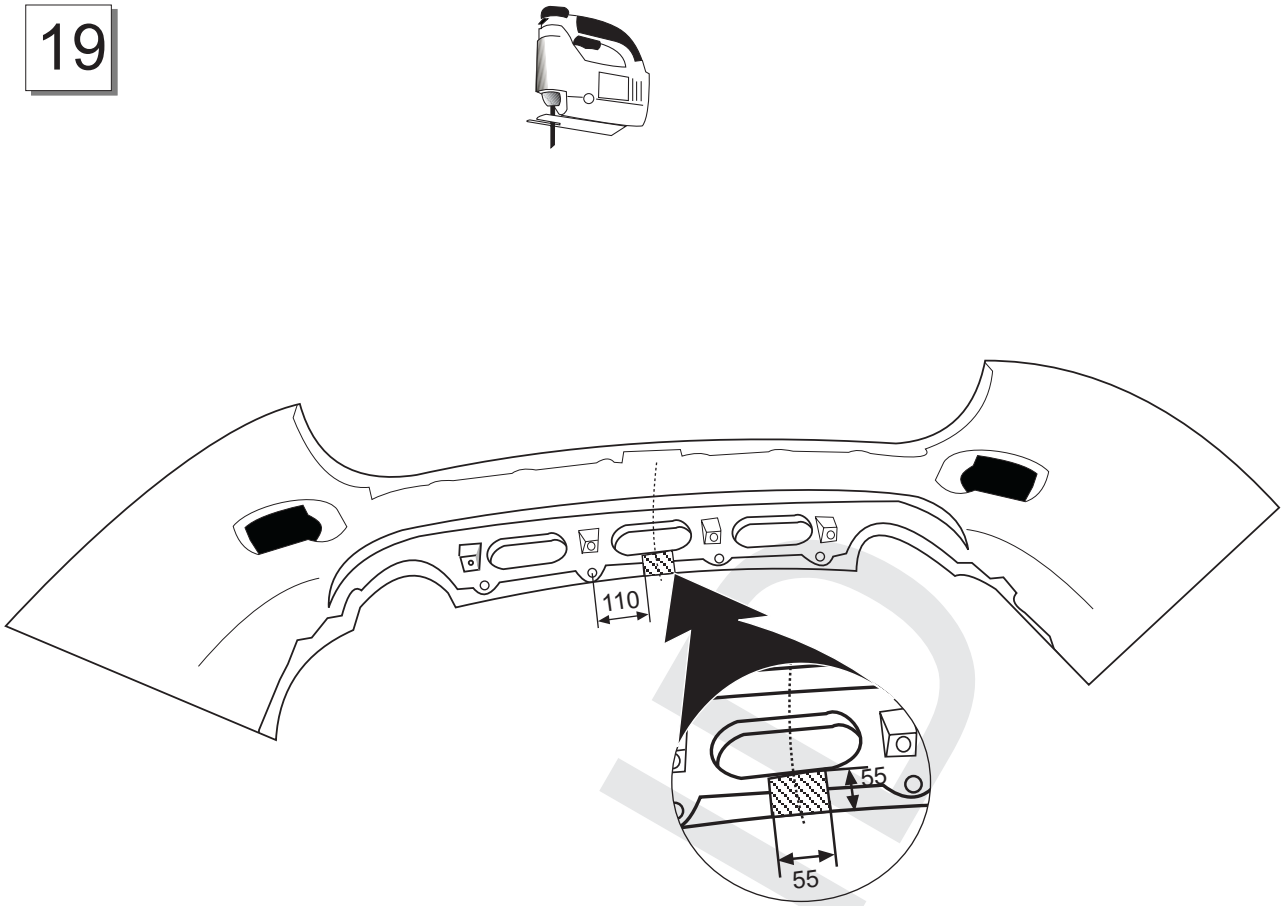

20

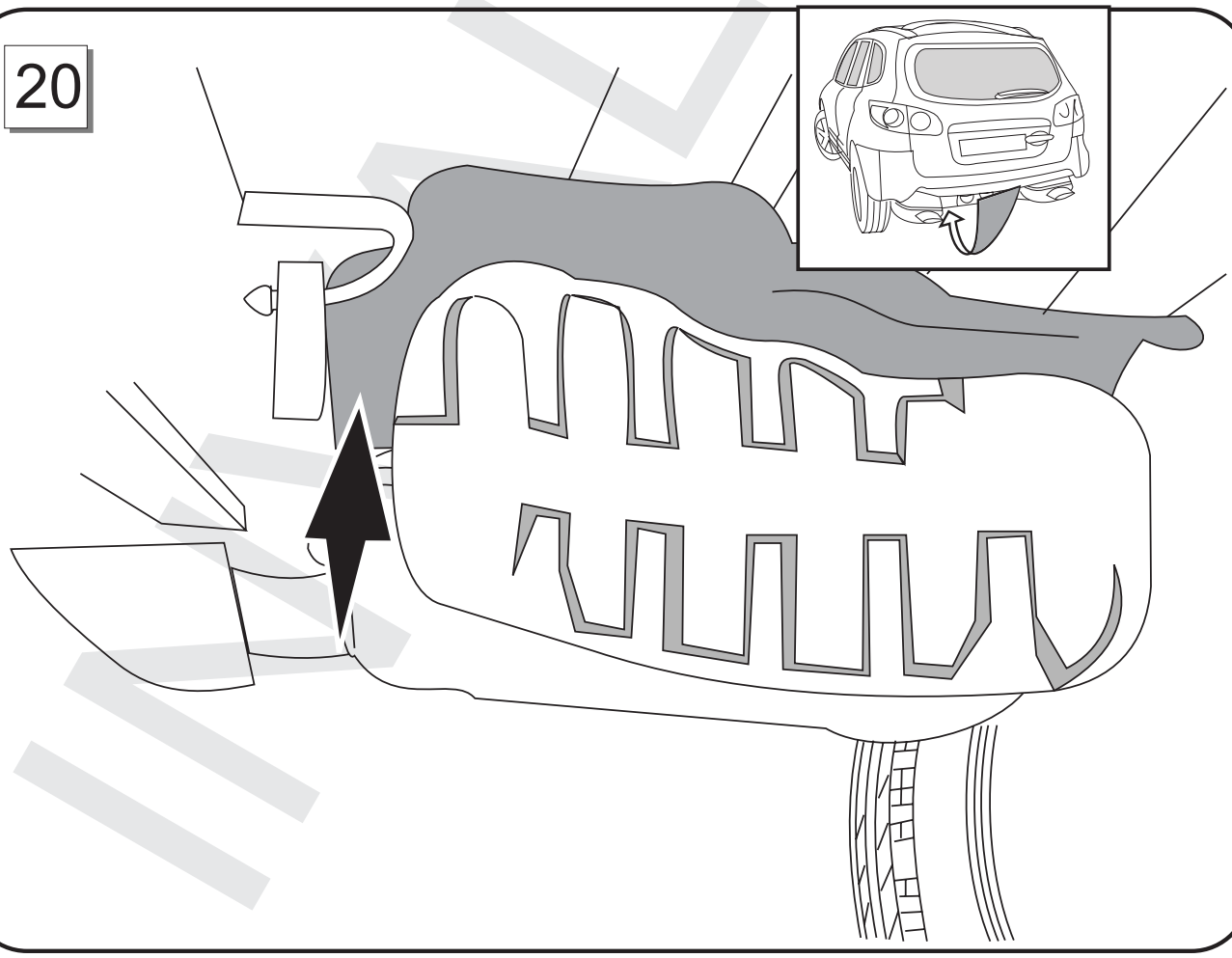

MALD

21

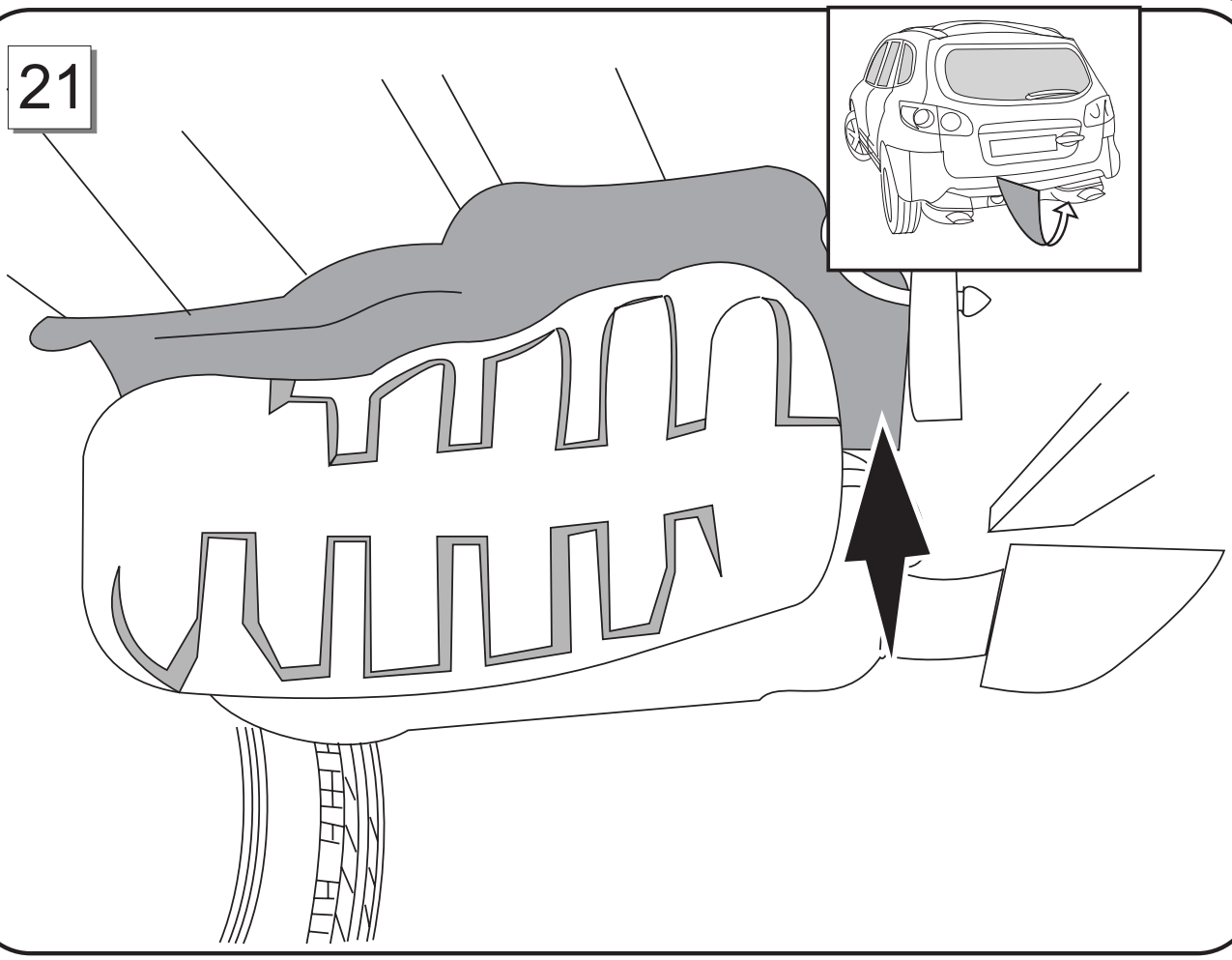

22





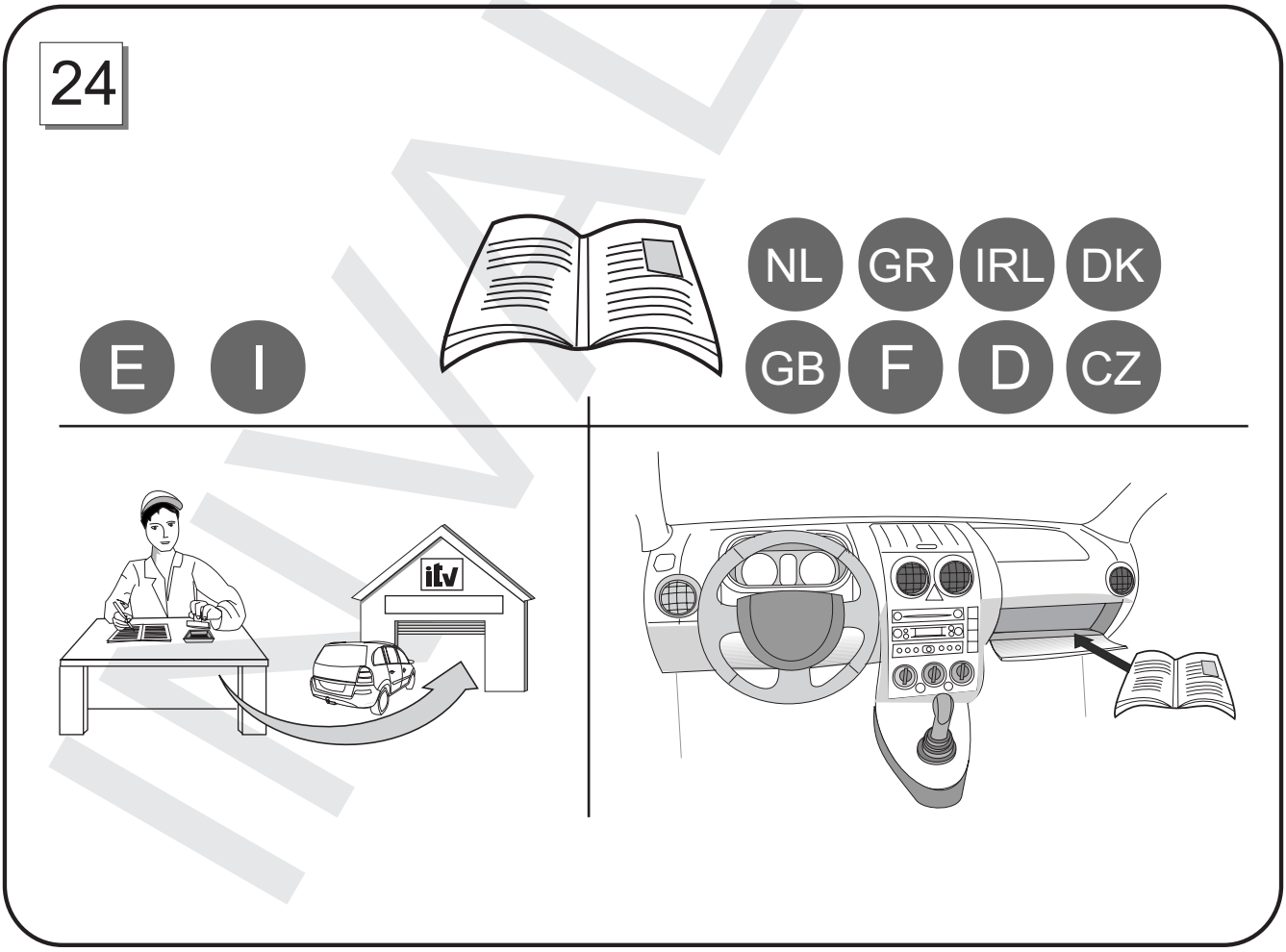

INVALID

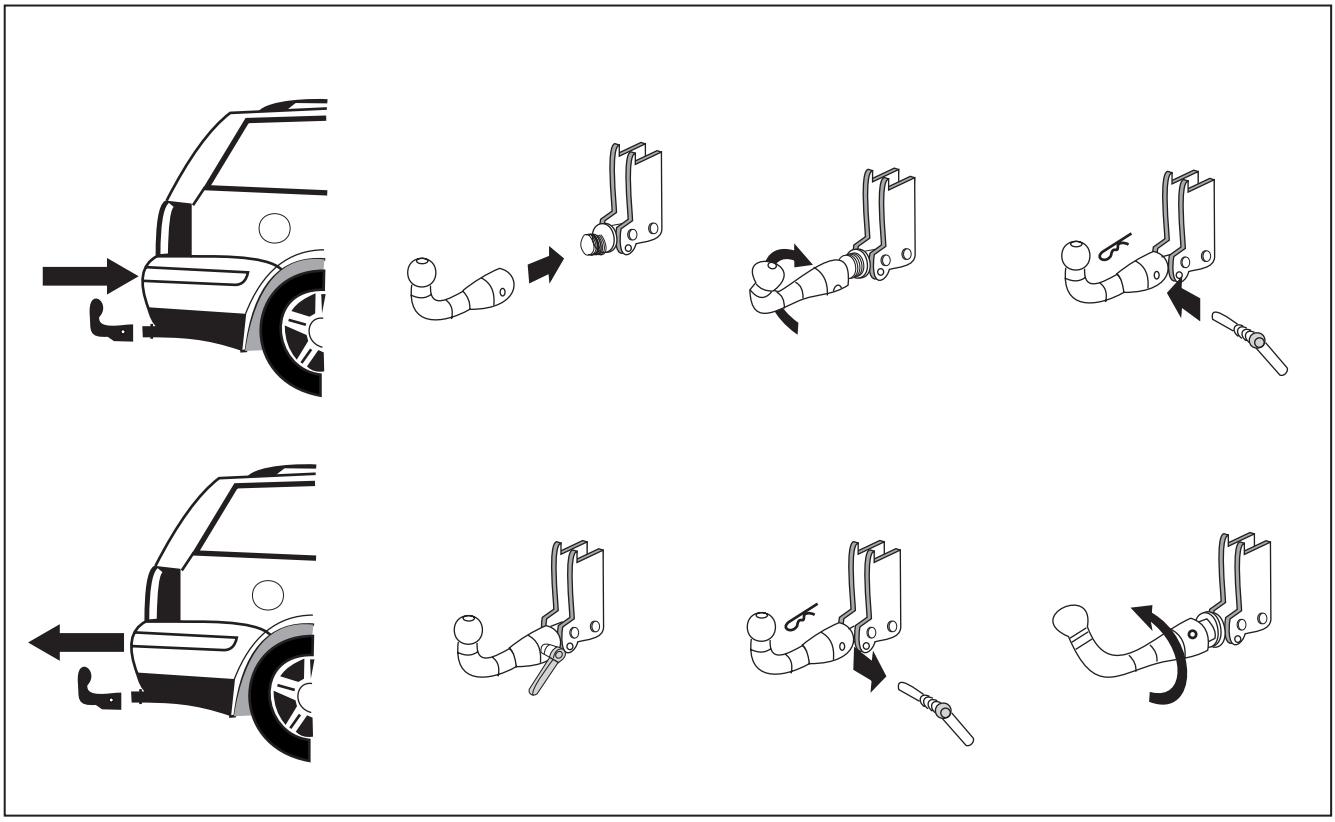

INVALID

GRAND-DUCHE DE LUXEMBOURG

MINISTERE DES TRANSPORTS

Luxemburg, le 22 july 2006
19-21, Boulevard Royal
L-2910 LUXEMBOURG
Tél- 478-1 Télécopieur 241817 - Télex 1465 CIVAIR LU

REFERENCE : e13*94/20*94/20*2292*00

ANNEXES : Documentation technique

Certificat de réception CE par type
EC Type-Approval Certificate

Communication concernant [1]
Communication concerning[1]

- **la réception**
  the type approval
- ~~**l'extencion de la réception**~~
  ~~the extension of type approval~~
- ~~**le refus de la réception**~~
  ~~the refusal of type approval~~
- ~~**le retrait de la réception**~~
  ~~the withdrawal of type approvall~~

d'un type d'élément de construction visé par la directive 94/20/CE
of a type of a component with regard to Directive 94/20/EC

Numéro de réception [2] **:**
Type-approval number [2] **:** e13*94/20*94/20*2292*00

Motif de l'extension :
Reason of extension : **Not applicable**

SECTION I
SECTION I

0.1.	**Marque (raison sociale du constructeur) :** Make (trade name of manufacturer) :	URBENI
0.2.	**Type :** Type :	HU 009
	Description(s) commerciale(s) générale(s) : General commercial description(s) :	Undetachable coupling ball
	Version(s)/Variante(s) : *Version(s)/Variant(s) :*	Not appliable
0.3.	**Moyens d'identification du type, tels que marqués sur l'élément de construction :** Means of identification of type if marked on the component :	**See point 0.7.**
0.3.1.	**Emplacement de ce marquage :** Location of that marking :	**See point 0.7.**

INVALID

GRAND-DUCHE DE LUXEMBOURG

MINISTERE DES TRANSPORTS

Luxemburg, le 22 july 2006
19-21, Boulevard Royal
L-2910 LUXEMBOURG
Tél- 478-1 Télécopieur 241817 - Télex 1465 CIVAIR LU

REFERENCE : e13*94/20*94/20*2293*00

ANNEXES : Documentation technique

Certificat de réception CE par type
EC Type-Approval Certificate

Communication concernant [1]
Communication concerning[1]

- **la réception**
  the type approval
- ~~**l'extension de la réception**~~
  ~~the extension of type approval~~
- ~~**le refus de la réception**~~
  ~~the refusal of type-approval~~
- ~~**le retrait de la réception**~~
  ~~the withdrawal of type approvall~~

d'un type d'élément de construction visé par la directive 94/20/CE
of a type of a component with regard to Directive 94/20/EC

Numéro de réception [2] **:**
Type-approval number [2] **:** e13*94/20*94/20*2293*00

Motif de l'extension :
Reason of extension : **Not applicable**

SECTION I
SECTION I

0.1.	**Marque (raison sociale du constructeur) :** Make (trade name of manufacturer) :	URBENI
0.2.	**Type :** Type :	HU 010
	Description(s) commerciale(s) générale(s) : General commercial description(s) :	Detachable coupling ball
	Version(s)/Variante(s) : *Version(s)/Variant(s) :*	Version A Version B
0.3.	**Moyens d'identification du type, tels que marqués sur l'élément de construction :** Means of identification of type if marked on the component :	**See point 0.7.**
0.3.1.	**Emplacement de ce marquage :** Location of that marking :	**See point 0.7.**

INVALID

URBENI, S.L.
Pol.Centrovia, A-2, Km 303. c/Buenos Aires, nº10
50196 LA MUELA-ZARAGOZA (ESPAÑA)
Tel.: +34 976 14 44 01 / +34 902 41 78 50
Fax.: +34 976 14 44 02

DA COMPILARE PER IL COLLAUDO

DICHIARAZIONE DI CORETTO MONTAGGIO

La sottoscritta Ditta dichiara di aver montato in maniera corretta ed in conformità alle prescrizioni sia del costruttore del veicolo che del costruttore del dispositivo stesso il seguente dispositivo di attaco meccanico:

Tipo: ----------

Il dispositivo di attaco meccanico sopra descritto è stato installato su autoveicolo tipo:

---

targa: ----------

Si dichiara inoltre di aver informato l'utente del veicolo sull'USO e MANUTENZIONE del dispositivo stesso.

TIMBRO E FIRMA

Dispositivo di traino
codice:
Per autoveicoli:
Tipo:

Clase e tipo di attacco:
Omologazione:
Valor D:
Massa Massima Rimorchiable:
Carico Verticale Massimo:

Larghezza max. Rimorquiabile

per Caravan e T.A.T.S.: ..... Vedere CARTA di CIRCOLAZIONE VEICOLO
(motrice) + 70 cm =.....
arrotondare ai 5 cm superiore

(vedi D.M. 28/05/85)

INVALID

CERTIFICADO DE MONTAJE

D./Dña. …………………………………………………………., responsable técnico de la empresa……………………………………………………………………………………………, domiciliada en ………………………………………………... provincia de ………………………., calle ………………...……………………... nº ……..… teléfono …………………………., dedicada a la actividad ……………………………………………………………………………, con nº de Registro Industrial ……………………………………………………………………...

CERTIFICA

Que la mencionada empresa ha realizado la/s reforma/s consistente/s en: [1]

Incorporación de dispositivo para remolcar, marca: ………………………………………………………………
Con nº de identificaciónmarca de homologación: … … … … … … … … … … … … … … …

Tipificada/s en el Real Decreto 736/1988 con el/los número/s (2) ………..……….. sobre el vehículo marca ………………………, tipo ……………., variante ……………………………... denominación comercial …………………………………., matrícula ………………………………… y nº de bastidor ……………………………………….….., de acuerdo con:

- La normativa vigente en materia de reformas de importancia de vehículos.
- Las condiciones del informe favorable, o en su caso, las normas del fabricante del vehículo aplicables a la/s reforma/s llevadas a cabo en él.
- El proyecto descriptivo de la/s reforma/s, adjunto al expediente.

OBSERVACIONES:
La reforma efectuada no necesita proyecto según Régimen Transitorio tipificado en el párrafo primero, de la disposición 3ª de la página 44.034 del B.O.E. nº 301 de fecha de publicación 17 de diciembre de 2002

____________________________a ____de___________________de ______

Firma y Sello

Fdo, el responsable técnico.: ________________________

[1] Se describirán las operaciones básicas realizadas sobre el vehículo y se citarán los elementos y sistemas instalados.
[2] Si el dispositivo para remolcar no cumple con la normativa 94/20/CE poner "26"
Si el dispositivo para remolcar cumple con la normativa 94/20/CE dejar en blanco y proceder a la anotación en la tarjeta ITV adjuntando el certificado de montaje del taller y el manual de instrucciones de montaje.